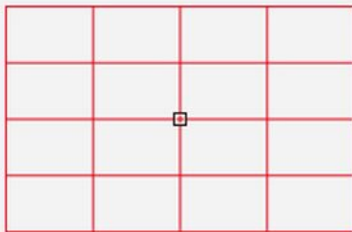


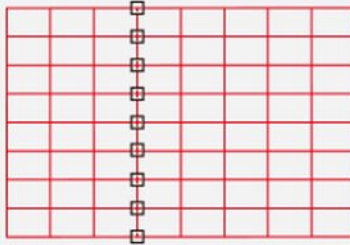
Remote Control

Easy Adjustment via Remote Control

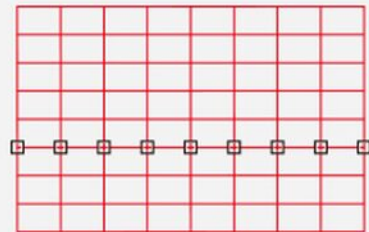
Grid Resolution: 5 x 5
Control Point: Point



Grid Resolution: 9 x 9
Control Point: Vertical Line



Grid Resolution: 9 x 9
Control Point: Horizontal Line



Example Grid Resolutions and Control Points shown.

The PT-RZ990 Series delivers the brightness, resolution, and colour that designers need to enhance exhibits with bright, bold, and vivid pictures

PT-RZ890

Deepen immersion in any environment with vivid, accurate colours backed by up to 10,000 lm*1 of brightness thanks to Quartet Colour Harmonizer and 1-Chip DLP™ imaging technology. With support for 4K/60p input signals, separate DIGITAL LINK and LAN terminals, and diverse optional lenses, these projectors reduce installation hassles with convenient flexibility. Engineered for 20,000 hours of maintenance-free reliability with lasting brightness and colour uniformity from the industry's leading dust-resistant optical engine.

Key Features

Laser 1-chip DLP, 8,800 lm (center)/ 8,500 lm (ANSI), WUXGA

Quartet Colour Harmonizer technology for more accurate colour reproduction

Maintenance free up to 20,000 hours with dust-resistant optical block and long lasting laser engine

Supports 4K/60p Signal Input, separate DIGITAL LINK and LAN terminals





PT-RZ890

<https://ap.connect.panasonic.com/vn/en/products/projectors/pt-rz890>

Projector type	1-Chip DLP™ projector
DLP™ Chip Panel Size	17.0 mm (0.67 in) diagonal (16:10 aspect ratio)
DLP™ Chip Display Method	DLP™ chip x 1, DLP™ projection system
DLP™ chip Number of Pixels	2,304,000 (1920 x 1200 pixels)
Light Source	Laser diodes
Light output	8,500 lm (Normal)*1 / 8,800 lm (Center)*2 / 6,800 lm (Eco)*1 / 7,200 lm (Quiet 1)*1 / 5,400 lm (Quiet 2)*1 / 3,400 lm (Long Life 1)*1 / 2,900 lm (Long Life 2)*1 / 2,300 lm (Long Life 3)*1
Time until light output declines to 50 %*3	20,000 hours (Normal/Quiet 1/Quiet 2)/24,000 hours (Eco)
Resolution	1920 x 1200 pixels
Contrast Ratio*1	10,000:1 (Full On/Full Off, Dynamic Contrast [3])
Screen size [diagonal]	1.27–15.24 m (50–600 in), 1.27–5.08 m (50–200 in) with ET-DLE055, 2.54–8.89 m (100–350 in) with ET-DLE035, 2.54–10.16 m (100–400 in) with ET-DLE020, 16:10 aspect ratio
Center-to-corner zone ratio*1	90 %
Lens	With supplied lens: Powered zoom (throw ratio 1.71–2.41:1), powered focus F 1.7–1.9, f 25.6–35.7 mm Without lens: Optional powered zoom/focus lenses
Lens shift*4 Vertical(From the origin point of the lens mounter)	+50 %, -16 % (+40 %, -16 % with ET-DLE060) (powered)
Lens shift*4 Horizontal(From the origin point of the lens mounter)	+30 %, -10 % (+10 %, -20 % with ET-DLE020, +19 %, -10 % with ET-DLE060, +28 %, -10 % with ET-DLE105/ET-DLE085) (powered)
Keystone Correction Range	Vertical: ±40 ° (±5 ° with ET-DLE020, ±16 ° with ET-DLE060, ±22 ° with ET-DLE105/ET-DLE085/ET-DLE055, +5 ° with ET-DLE035), Horizontal: ±15 ° (±10 ° with ET-DLE060) (cannot be operated with ET-DLE035/ET-DLE020)
Keystone correction range with optional ET-UK20 Upgrade Kit	Vertical: ±45 ° (±16 ° with ET-DLE060, ±40 ° with ET-DLE150/ET-DLE250/ET-DLE170, ±22 ° with ET-DLE105/ET-DLE085/ET-DLE055), Horizontal: ±40 ° (±10 ° with ET-DLE060, ±15 ° with ET-DLE105/ET-DLE085/ET-DLE055) When [VERTICAL KEYSTONE] and [HORIZONTAL KEYSTONE] are used simultaneously, correction cannot be made exceeding a total of 55 °.
Terminals SDI In	BNC x 1: 3G/HD/SD-SDI input
Terminals HDMI In	HDMI 19-pin x 1 (Compatible with HDCP 2.2, Deep Color, 4K/60p signal input*5)
Terminals DVI-D In	DVI-D 24-pin x 1 (DVI 1.0 compliant, compatible with HDCP, compatible with single link only)
Terminals RGB 1 In	RGB x 1 (BNC x 5): RGB/YBPBR/YCBCR
Terminals RGB 2 In	D-sub HD 15-pin (female) x 1: RGB/YBPBR/YCBCR
Terminals Serial/Multi Projector Sync In	D-sub 9-pin (female) x 1 for external control (RS-232C compliant)
Terminals Serial/Multi Projector Sync Out	D-sub 9-pin (male) x 1 for link control
Terminals REMOTE 1 IN	M3 x 1 for wired remote control
Terminals REMOTE 1 OUT	M3 x 1 for link control (for wired remote control)
Terminals Remote 2 In	D-sub 9-pin (female) x 1 for external control (parallel)
Terminals DIGITAL LINK	RJ-45 x 1 for network and DIGITAL LINK connections (HDBase™ compliant), PLink™ (Class 2) compatible, 100Base-TX, Art-Net compatible, HDCP 2.2 compatible, Deep Color compatible, 4K/60p signal input*5
Terminals LAN	RJ-45 x 1 for network connection, PLink™ (Class 2) compatible, 10Base-T/100Base-TX, Art-Net compatible
Power Supply	AC 100–240 V, 50/60 Hz
Power Consumption	690 W (Normal)/550 W (Eco)/460 W (Quiet 1)/ 345 W (Quiet 2)/250 W (Long Life 1)/ 225 W (Long Life 2)/200 W (Long Life 3)
Operation noise*1	40 dB (Normal) / 36 dB (Quiet 1) / 35 dB (Quiet 2)
Dimensions (W x H x D)	With supplied lens: 498 x 200*6 x 581 mm (19 19/32" x 7 7/8" *6 x 22 7/8") Without lens: 498 x 200*6 x 538 mm (19 19/32" x 7 7/8" *6 x 21 3/16")
Weight*7	With supplied lens: Approx. 23.0 kg (50.7 lbs) Without lens: Approx. 22.2 kg (48.9 lbs)
Operating Environment	Operating temperature: 0–45 °C (32–113 °F)*8 , operating humidity: 10–80 % (no condensation)
Applicable Software	Logo Transfer Software, Multi Monitoring & Control Software, Early Warning Software, Geometry Manager Pro (ET-UK20 Upgrade Kit, ET-CUK10 Auto Screen Adjustment Kit), Smart Projector Control for iOS/Android™

Note

*1 Measurement, measuring conditions, and method of notation all comply with ISO/IEC 21118: 2012 international standards. Value is average of all products when shipped. *2 Average light-output value of all shipped products measured at center of screen in NORMAL Mode. *3 Around this time, light output will have decreased by approximately 50%. IEC62087: 2008 Broadcast contents, NORMAL Mode, Dynamic Contrast [ON], under conditions with 35 °C (95 °F), 700 m (2,297 ft) above sea level, and 0.15 mg/m³ of particulate matter. Estimated time until light output declines to 50 % varies depending on environment. *4 Lens shift is not supported on the ET-DLE055, and the optical axis is fixed with the ET-DLE035. *5 4K signals are converted to the projector's resolution (1920 x 1200 pixels) upon projection. Supported terminals: DIGITAL LINK/HDMI ®. *6 Excluding legs. *7 Average value. May differ depending on the actual unit.