

E L E V A T E
A V O I P

PRELIMINARY BROCHURE 2024



PT-REQ15/PT-REZ15

1-Chip DLP™ Projectors

AVAILABLE FROM CY2024 Q2

Note: Release date varies depending on country or region.

1-Chip DLP™ Projectors Evolve with 15,000 lm¹ on AC 100–240 V, Unlocking Ideas for Novel Experiences



• Spectacular Visuals on a Grand Scale

Quad Pixel Drive² creates smooth 4K images, displays 2K/240 Hz³ content without blur, and works with our ET-SWR10 Real-time Tracking Projection-Mapping System⁴. Rich Color Enhancer ensures accurate red for artwork, while Evolved Dynamic Contrast boosts image realism dramatically. Black-level settings offer precision point-based border adjustment for arbitrary screen shapes.

• Effortless Workflow and Expanded Capabilities

REQ15/REZ15 expands functionality, interfaces, and options for a smoother workflow. It suits new optional lenses featuring powered center and periphery focus⁵ and is Intel® SDM standard SLOT-compatible. The optimized optical engine enables projection at 15,000 lm¹ on AC 100–240 V power for efficient installation without needing electrical construction. Other highlights include the User Image Registration Function⁶, NFC function⁷ for setup prep without AC power, and preactivated upgrade kits for Geo Pro⁸.

• Supremely Reliable Maintenance-Free Operation

Both models feature an optical engine and laser light source module that conform to the IP5X Dust Protected (IEC 60529) standard⁹ and a refined liquid cooling system. This technology enables up to 20,000 hours¹⁰ of continuous maintenance-free projection. Backup Input¹¹ and Multi Laser Drive Engine further enhance reliability and add insurance against interruptions.

Preliminary Specification		
	PT-REQ15	PT-REZ15
Light Output	15,000 lm ¹	
Resolution	4K (3840 x 2400) ¹²	WUXGA (1920 x 1200)



¹ Measurement, measuring conditions, and method of notation all comply with ISO/IEC 21118: 2020 international standards. Value is the average of all products when shipped. ² PT-REQ15 only. ³ PT-REQ15 only. Supports input signals up to 1080p. The display frame rate corresponds to the input signal frame rate. ⁴ Optional ET-SWR10 is used in conjunction with third-party devices (sold separately). Compatibility with third-party devices cannot be guaranteed. Other conditions apply. ⁵ Powered periphery focus adjustment is not supported on the ET-C1S600 and ET-C1T700 lenses. ⁶ The user images that can be registered on this device are still image data meeting the following conditions. For PT-REQ15: PNG, BMP, or JPEG files with a resolution of 3840 x 2400 dots or less. For PT-REZ15: PNG, BMP, or JPEG files with a resolution of 1920 x 1200 dots or less. Please consult your retailer for detailed conditions. ⁷ Projectors sold in some countries or regions require an ET-NUK10 Upgrade Kit available from PASS to activate the NFC function. ⁸ Visit PASS to register your projector and download free Geometry Manager Pro software for Windows* (upgrade kits included). ⁹ The Dust Protected performance of this unit is not guaranteed to be free from damage or failure under all conditions (environment with conductive dust, etc.). Please use an enclosure in environments with smoke containing oil, salt, and moisture. ¹⁰ Around this time, the light output will have decreased by approximately 50%. IEC62087:2008 Broadcast Contents, NORMAL Mode, Dynamic Contrast [3], temperature 35 °C (95 °F), elevation 700 m (2,297 ft) with 0.15 mg/m³ of airborne particulate matter. Panasonic recommends a checkup at the point of purchase after about 20,000 hours. Light-source lifetime may be reduced depending on environmental conditions. Replacement of parts other than the light source may be required in a shorter period. Estimated maintenance time varies depending on the environment. ¹¹ Terminal assignment is fixed. Input signals to primary and backup inputs must be identical. ¹² Maximum physical resolution with Quad Pixel Drive [ON]. ¹³ Only when the optional TY-SB01DL DIGITAL LINK Terminal Board is loaded. ¹⁴ Input signals to the PT-REZ15 are converted to the projector's display resolution upon playback. YPbPr 4:2:0 format only for 4K/60p and 4K/50p signals input via DIGITAL LINK.

Specifications (Tentative)

Model	PT-REQ15	PT-REZ15		
Projector type	1-Chip DLP™ projector			
DLP™ chip	Panel size	0.8 in. diagonal (16:10 aspect ratio)		
	Display method	DLP™ chip x 1, DLP™ projection system		
	Number of pixels	2,304,000 (1920 x 1200 pixels)		
Light source	Laser diode			
Light output ^{1,2}	15,000 lm			
Time until light output declines to 50 % ³	20,000 hours (NORMAL/QUIET), 24,000 hours (ECO)			
Resolution	4K (3840 x 2400 pixels) (Quad Pixel Drive: ON)	WUXGA (1920 x 1200 pixels)		
Contrast ratio ¹	25,000:1 (Full On/Full Off, Dynamic Contrast [3])			
Screen size (diagonal)	70–700 inches (with supplied lens)			
Center-to-corner zone ratio ¹	90 %			
Lens	Optional powered zoom/focus lenses			
Lens shift (From the origin point of the lens mounter)	Vertical	±60 % (with ET-C1W400/W500/S600/T700), ±50 % (with ET-C1W300/U100)		
	Horizontal	±29 % (with ET-C1W400/W500/S600/T700), ±23 % (with ET-C1W300/U100)		
Keystone correction range	Vertical: ±40 ° (±5 ° with ET-C1U100; ±10 ° with ET-C1W300; ±16 ° with ET-C1W400; ±22 ° with ET-C1W500), Horizontal: ±40 ° (±3 ° with ET-C1U100; ±5 ° with ET-C1W300; ±10 ° with ET-C1W400; ±15 ° with ET-C1W500)			
Installation	Ceiling/floor, front/rear, free 360-degree installation			
Terminals	HDMI™ 1/2 IN	HDMI™ x 2 (Deep Color, compatible with HDCP 2.3, 4K/60p signal input ⁴)		
	DisplayPort™	DisplayPort™ x 1 (Deep Color, compatible with HDCP 2.3, 4K/60p signal input ⁴)		
	MULTI SYNC IN	BNC x 1		
	MULTI SYNC OUT	BNC x 1		
	SERIAL IN	D-sub 9-pin (female) x 1 for external control (RS-232C compliant)		
	SERIAL OUT	D-sub 9-pin (male) x 1 for link control (RS-232C compliant)		
	REMOTE 1 IN	M3 stereo mini-jack x 1 for wired remote control		
	REMOTE 1 OUT	M3 stereo mini-jack x 1 for link control (for wired remote control)		
	REMOTE 2 IN	D-sub 9-pin (female) x 1 for external control (parallel)		
	LAN	RJ-45 x 1 for network connection, PLink™ (Class 2) compatible, 10Base-T/100Base-TX, Art-Net compatible		
	USB	USB connector (Type A) x 1 for optional AJ-WM50 Series Wireless Module/USB memory		
	DC OUT	USB Type A x 1 (for power supply, DC 5 V, 2 A)		
	Expansion slot	Open slot for function boards, Intel® SDM compatible		
Protocol versions	IPv4, IPv6 ⁵			
Power supply	AC 100–240 V, 50/60 Hz			
Power consumption ⁶	Maximum power consumption	(TBD)	(TBD)	
	On-mode power consumption (Operating mode)	NORMAL	(TBD)	(TBD)
		ECO	(TBD)	(TBD)
		QUIET	(TBD)	(TBD)
Operation noise ¹	(TBD)			
Dimensions (W x H x D)	498 x 212 x 538 mm (19 19/32" x 8 11/32" x 21 3/16") (Without lens with feet at shortest position)			
Weight ⁷	27.0 kg (59.5 lbs)			
Operating environment	Operating temperature: 0–45 °C (32–113 °F) ⁸ , operating humidity: 10–80 % (no condensation)			
Applicable software	Multi Monitoring & Control Software, Projector Network Setup Software, Real-Time Tracking Projection-Mapping System ⁹ , Geometry Manager Pro, Smart Projector Control for iOS/Android™			
Control function via LAN	Crestron Connected™ V2, Crestron XIO Cloud™, Art-Net DMX, AMX® DD, and PLink™ (Class 2)			

¹ Measurement, measuring conditions, and method of notation all comply with ISO/IEC 21118: 2020 international standards. Value is the average of all products when shipped. ² When [OPERATING MODE] is set to [NORMAL]. ³ Around this time, light output will have decreased by approximately 50%. IEC62087: 2008 Broadcast Contents, Dynamic Contrast [3], temperature 35 °C (95 °F), elevation 700 m (2,297 ft) with 0.15 mg/m³ of airborne particulate matter. The estimated time until light output declines to 50 % varies depending on the environment. ⁴ For the PT-REZ15, 4K signals are converted to WUXGA (1920 x 1200 pixels). ⁵ Optional AJ-WM50 Series Wireless Module is not compatible with IPv6. ⁶ Measurement, measuring conditions, and method of notation all comply with ISO/IEC 21118: 2020 international standards. On-mode power consumption measured at 25 °C (77 °F) operating temperature at an altitude of 700 m (2,297 ft). ⁷ Average value. May differ depending on the actual unit. ⁸ When the optional AJ-WM50 Series wireless module is attached, the operating temperature range becomes 0–40 °C (32–104 °F). The operating environment temperature should be between 0 °C (32 °F) and 40 °C (104 °F) if the projector is used at an altitude between 1,400 m (4,593 ft) and 4,200 m (13,780 ft). ⁹ PT-REQ15 only.

Optional Accessories

- Zoom Lens**
 ET-C1U100 (0.308–0.330:1) / ET-C1W300 (0.550–0.690:1) / ET-C1W400 (0.680–0.950:1) / ET-C1W500 (0.940–1.39:1) / ET-C1S600 (1.36–2.10:1) / ET-C1T700 (2.07–3.38:1)
 Note: Lenses are equipped with Auto Lens Identification Function.
- Ceiling Mount Bracket**
 ET-PKD120H (for high ceilings)
 ET-PKD120S (for low ceilings)
 ET-PKD130H (with 6-axis adjustment mechanism)
 Note: ET-PKD120H/PKD120S/PKD130H is used in combination with the ET-PKD130B (sold separately).
- Attachment for Ceiling Mount Bracket**
 ET-PKD130B
- Function Boards**
 12G-SDI Terminal Board TY-SB01QS
 Wireless Presentation System Receiver Board TY-SB01WP
 DIGITAL LINK Terminal Board TY-SB01DL
 12G-SDI Optical Function Board TY-SB01FB
 Note: Function boards are compatible with Intel® SDM standard SLOT.
- Wireless Module**
 AJ-WM50 Series
 Note: Product availability may vary by country or region. The suffix at the end of the model number is omitted. Operating temperature: 0–40 °C (32–104 °F).
- DIGITAL LINK Switcher / Digital Interface Box**
 ET-YFB200G / ET-YFB100G
 Note: ET-YFB200G/YFB100G is incompatible with 4K signals. Requires TY-SB01DL DIGITAL LINK Terminal Board.
- Media Processors**
 Box-type: ET-FMP50/ET-FMP20
 Note: Available from CY2024 Q2.
 Function board-type: ET-SBFMP10
 Note: ET-SBFMP10 is estimated for release in CY2024 Q4. Compatible with Intel® SDM standard SLOT.
- Wireless Presentation System PressIT**
 TY-WPS1 (Basic set)
 Note: Availability may vary by country or region.
- NFC Upgrade Kit**
 ET-NUK10
 Note: Product availability may vary by country or region.
- Real-Time Tracking Projection-Mapping System**
 ET-SWR10
 Note: For PT-REQ15 only. Availability may vary by country or region. Visit <https://panasonic.net/crs/projector/products/swr10> for more information.

PT-MZ882 Series LCD Projectors

AVAILABLE FROM CY2024 Q2

Note: Release date may vary by country or region.

Revitalize Sustainability and Image Quality in Classrooms and the Workplace



White Models



Black Models

• Eco-Conscious Design Includes Recycled Materials

Work efficiently with the light and compact MZ882 Series. The main projector unit contains about 10 %¹ recycled plastics, reducing its environmental impact, while the refined optical engine boosts brightness over the MZ880 Series without increasing consumption. In fact, the MZ682's 18.1 lm/W efficiency represents an 8.4%² improvement over the MZ680. ECO Filter can be washed and reused twice³, and light source and filter maintenance is suggested at 20,000 hours⁴.

• Bright and Sharp for Comfortable Visibility

Enjoy optimal brightness and color balance for effective communication in well-lit classrooms and workplaces. High 3,000,000:1⁵ Dynamic Contrast ratio not only improves document legibility but also adds impact to immersive content in edutainment spaces. With Detail Clarity Processor 4 and Daylight View Basic, the MZ882 Series efficiently delivers sharp, clear, dimensional visuals to engage viewers deeply in your presentation.

• A Streamlined Workflow and Efficient UX

Quiet 27 dB⁶ operation limits distractions and keeps people focused on the presentation. Support for widescreen 21:9 aspect ratios⁷ suits immersive conferencing layouts. A new posture detection function and optional powered lenses streamline installation, while three 4K signal⁸ and CEC command-compatible⁹ HDMI™ inputs conveniently expand connectivity. MZ882 Series works with Wireless Presentation System PressIT¹⁰, allowing users to share content at the push of a button.

PT-MZ882 Series			
	PT-MZ882	PT-MZ782	PT-MZ682
Light Output	8,200 lm ¹¹	7,500 lm ¹¹	6,500 lm ¹¹
Resolution	WUXGA (1920 x 1200 pixels)		

Note: Lens equivalent to ET-ELS20 included.



1 By weight of the total weight of plastic parts in the projector main unit. Excludes projection lenses, printed circuit boards, labels, cables, connectors, electronic components, optical components, ESD components, EMI component adhesives, and coatings. 2 Comparison between PT-MZ680 (max. power consumption: 360 W, 16.7 lm/W) and PT-MZ682 (max. power consumption: 360 W, 18.1 lm/W) in NORMAL Mode. 3 Please follow the procedures listed in the operating instructions when washing the filter with water. Replacement is recommended after the filter has been washed and reused twice or if the filter is not sufficiently clean after washing. 4 Around this time, the light output will have decreased by approximately 50%. IEC62087-2008 Broadcast Contents, NORMAL/QUIET Mode, Picture Mode [DYNAMIC], Dynamic Contrast [2], temperature 35 °C (95 °F), elevation 700 m (2,297 ft) with 0.15 mg/m³ of airborne particulate matter. Panasonic recommends a checkup at the point of purchase after about 20,000 hours. Light-source lifetime may be reduced depending on environmental conditions. The filter cleaning cycle varies depending on the environment. Replacement of parts other than the light source and filter may be required in a shorter period. Estimated maintenance time varies depending on the environment. 5 Full On/Full Off. When [PICTURE MODE] is set to [DYNAMIC] and [DYNAMIC CONTRAST] set to [1] or [2]. Measurement, measuring conditions, and method of notation all comply with ISO/IEC 21118: 2020 international standards. Value is the average of all products when shipped. 6 In QUIET Mode. Operating noise is 34 dB (PT-MZ882) or 33 dB (PT-MZ782/MZ682) in NORMAL/ECO Mode. All values are TBD. 7 2560 x 1080 (21:9) input signals are displayed at 1920 x 810 (21:9). 8 4K input signals are converted to the projector's resolution (1920 x 1200 pixels) upon projection. YPbPr 4:2:0 format only for 4K/60p and 4K/50p signals input via DIGITAL LINK. 9 Depending on the connected CEC command-compatible device, the link control may not operate normally. 10 Wireless Presentation System PressIT is sold separately. Availability may vary by country or region. For more information, please visit <https://panasonic.net/cns/prodisplays/pressit/>. 11 Measurement, measuring conditions, and method of notation all comply with ISO/IEC 21118: 2020 international standards. Value is the average of all products when shipped. 12 This projector series does not support some functions available in Geo Pro software.

Specifications (Tentative)

Model	PT-MZ882	PT-MZ782	PT-MZ682	
Projector type	LCD projectors			
LCD panel	Panel size	19.3 mm (0.76 in) diagonal (16:10 aspect ratio)		
	Display method	Transparent LCD panel (x 3, R/G/B)		
	Drive method	Active matrix		
	Pixels	2,304,000 (1920 x 1200) pixels x 3		
Light source	Laser diodes			
Light output ^{1,2}	8,200 lm	7,500 lm	6,500 lm	
Time until light output declines to 50 % ³	20,000 hours (NORMAL/QUIET), 24,000 hours (ECO)			
Resolution	WUXGA (1920 x 1200 pixels)			
Contrast ratio ²	3,000,000:1 (Full On/Full Off) (When [PICTURE MODE] is set to [DYNAMIC] and [DYNAMIC CONTRAST] is set to [1] or [2]. HDMI™ signal input)			
Screen size (diagonal)	1.02–10.16 m (40–400 in), 1.52–10.16 m (60–400 in) with the ET-ELW22, 2.54–10.16 m (100–400 in) with the ET-ELU20, 16:10 aspect ratio			
Center-to-corner zone ratio ²	85 %			
Lens	Powered zoom (throw ratio 1.61–2.76:1), powered focus F = 1.7–2.3, f = 26.8–45.5 mm (for supplied lens; optional lenses also available)			
Lens shift (From the origin point of the lens mounter)	Vertical	±67 % (powered), ±60 % (with ET-ELW22), ±50 % (with ET-ELU20) (TBD)		
	Horizontal	±35 % (powered), ±30 % (with ET-ELW22), ±24 % (with ET-ELU20) (TBD)		
Keystone correction range	Vertical: ±25 ° (±22 ° with ET-ELW21/ET-ELW22); ±25 ° with ET-ELW20/ET-ELT22/ET-ELT23; (±5 ° with ET-ELU20), Horizontal: ±30 ° (±15 ° with ET-ELW21/ET-ELW22); (±30 ° with ET-ELW20/ET-ELT22/ET-ELT23); (0 ° with ET-ELU20)			
Installation	Ceiling/floor, front/rear, free 360-degree installation			
Terminals	HDMI™ IN	HDMI™ x 3 (Deep Color, compatible with HDCP 2.3, 4K/60p signal input*), CEC supported		
	COMPUTER IN	D-sub HD 15-pin (female) x 1 (RGB/YPbPr/YCbCr)		
	MONITOR OUT	D-sub HD 15-pin (female) x 1 (RGB/YPbPr/YCbCr)		
	SERIAL/MULTI SYNC IN	D-sub 9-pin (female) x 1 for external control/link control (RS-232C compliant)		
	MULTI SYNC OUT	D-sub 9-pin (male) x 1 for link control		
	REMOTE 1 IN	M3 stereo mini-jack x 1 for wired remote control		
	REMOTE 2 IN	D-sub 9-pin (female) x 1 for external control (parallel)		
	AUDIO IN	M3 stereo mini-jack x 1		
	AUDIO OUT	M3 stereo mini-jack x 1		
	DIGITAL LINK/LAN	RJ-45 x 1 for network and DIGITAL LINK connection (video/network/serial control) (HDBaseT™ compliant), 100Base-TX (Compatible with PLink™ [Class 2], Art-Net, HDCP 2.3, Deep Color, 4K/60p ^{4,5} signal input)		
	LAN	RJ-45 x 1 for network connection, 10Base-T, 100Base-TX (Compatible with PLink™ [Class 2], Art-Net)		
	DC OUT	USB Type A x 1 (for power supply, DC 5 V, 2 A)		
Power supply	AC 100–240 V, 50 Hz/60 Hz			
Maximum power consumption ⁶	465 W (5.1–2.5 A) (490 VA) (Power consumption is 445 W at AC 200–240 V) (TBD)	428 W (4.7–2.3 A) (450 VA) (Power consumption is 408 W at AC 200–240 V) (TBD)	360 W (4.2–2.0 A) (395 VA) (Power consumption is 345 W at AC 200–240 V) (TBD)	
On-mode power consumption (Operating mode) ⁶	NORMAL	410 W (AC 100–120 V), 390 W (AC 200–240 V) (TBD)	385 W (AC 100–120 V), 365 W (AC 200–240 V) (TBD)	330 W (AC 100–120 V), 315 W (AC 200–240 V) (TBD)
	ECO	295 W (AC 100–120 V), 280 W (AC 200–240 V) (TBD)	280 W (AC 100–120 V), 270 W (AC 200–240 V) (TBD)	240 W (AC 100–120 V), 230 W (AC 200–240 V) (TBD)
	QUIET	290 W (AC 100–120 V), 275 W (AC 200–240 V) (TBD)	275 W (AC 100–120 V), 265 W (AC 200–240 V) (TBD)	238 W (AC 100–120 V), 228 W (AC 200–240 V) (TBD)
Cabinet materials	Molded plastic			
Filter	Included (Estimated maintenance time: approx. 20,000 hours)			
Operation noise ²	34 dB (NORMAL/ECO), 27 dB (QUIET) (TBD)	33 dB (NORMAL/ECO), 27 dB (QUIET) (TBD)		
Dimensions (W x H x D)	561 x 224 x 439 mm (22 3/32" x 8 13/16" x 17 9/32") (With legs at shortest position, including lens and protruding parts)			
Weight ⁷	Approx. 18.6 kg (41.0 lbs) (with supplied lens)		Approx. 17.6 kg (38.8 lbs) (with supplied lens)	
Operating environment	Operating temperature: 0–45 °C (32–113 °F) ⁸ , operating humidity: 10–80 % (no condensation)			
Applicable software	Logo Transfer Software, Multi Monitoring & Control Software, Smart Projector Control for iOS/Android™, Geometry Manager Pro ⁹			

1 Measurement, measuring conditions, and method of notation all comply with ISO/IEC 21118: 2020 international standards. Value is average of all products when shipped. 2 When [PICTURE MODE] is set to [DYNAMIC] and [LIGHT POWER] is set to [NORMAL]. 3 Around this time, light output will have decreased to approximately 50 % of its original level ([PICTURE MODE]: [DYNAMIC], [DYNAMIC CONTRAST] set to [2]). Estimated time until light output declines to 50 % varies depending on environment. 4 4K signals are converted to the projector's resolution (1920 x 1200 pixels) upon projection. 5 YPbPr 4:2:0 format only for 4K/60p and 4K/50p signals input via DIGITAL LINK. 6 Measurement, measuring conditions, and method of notation all comply with ISO/IEC 21118: 2020 international standards. On-mode power consumption measured at 25 °C (77 °F) operating temperature at an altitude of 700 m (2,297 ft). 7 Average value. May differ depending on the actual unit. 8 Note that the projector cannot be used at altitudes 2,700 m (8,858 ft) or higher above sea level. In the following operating environments, light output may be reduced to protect the projector: when the projector is used at altitudes below 700 m (2,297 ft) and ambient temperature is 36 °C (97 °F) or higher; when the projector is used at altitudes between 700 m (2,297 ft) and 1,400 m (4,593 ft) exclusive and ambient temperature is 34 °C (93 °F) or higher; when the projector is used at altitudes between 1,400 m (4,593 ft) and 2,100 m (6,890 ft) exclusive and ambient temperature is 32 °C (90 °F) or higher; and when the projector is used at altitudes between 2,100 m (6,890 ft) and 2,700 m (8,858 ft) exclusive and ambient temperature is 30 °C (86 °F) or higher. 9 This projector series does not support some functions available in Geo Pro software.

Optional Accessories

- **Fixed-Focus Lens**
ET-ELW21 (0.764:1)
- **Zoom Lens**
ET-ELU20 (0.330–0.353:1) / ET-ELW22 (0.786–0.983:1) / ET-ELW20 (1.21–1.66:1) / ET-ELS20¹ (1.61–2.76:1) / ET-ELT22 (2.72–4.48:1) / ET-ELT23 (4.44–7.12:1)
1 Availability may vary by country or region. ET-ELS20 is equivalent to the supplied lens.
- **Ceiling Mount Bracket**
ET-PKD130H (6-axis, for high ceiling)
ET-PKD120H (for high ceiling)
ET-PKD120S (for low ceiling)
Note: Use ET-PKD120H, ET-PKD120S, and ET-PKD130H in combination with the optional ET-PKE301B (sold separately). ET-PKD130H is recommended with the ET-ELU20 lens.
- **Attachment for Ceiling Mount Bracket**
ET-PKE301B
- **Replacement Filter**
ET-RFM200
- **DIGITAL LINK Switcher**
ET-YFB200G
Note: ET-YFB200G is incompatible with 4K signals.
- **Wireless Presentation System PressIT**
TY-WPS1 (Basic set)
Note: Availability may vary by country or region. Visit <https://panasonic.net/cns/prodisplays/pressit/> for more information.

PT-RQ7 Series

1-Chip DLP™ Projectors

AVAILABLE FROM CY2024 Q3

Note: Release date may vary by country or region.

Your Choice Expands with the RQ7 Series, Making 4K Accessible in Immersive Spaces



Black Models



White Models (PT-RZ7L/RZ6L Only)

Note: Lens not included.

• Making Immersive 4K Visuals Accessible

Positioned between the FRQ60 Series and the REQ12 Series, the RQ7 Series expands our 4K projector offerings to give integrators more choice. Experience smooth 4K¹ visuals courtesy of Quad Pixel Drive² with rich color and minimal blur. Project 240 Hz/1080p content³ and fuse digital and analog elements seamlessly with our Real-Time Tracking Projection-Mapping System⁴. Improved Dynamic Contrast boosts visual impact, while a new Museum Mode further optimizes image quality.

• Compact Design for an Effortless Workflow

Weighing just 18 kg (39.7 lbs) and about 29 % smaller than the existing RZ790/RZ690 models, the RQ7 Series reduces the logistical burden and your carbon footprint. Optional Intel® SDM standard SLOT-compatible function boards⁵, including Panasonic's new ET-SBFMP10 media processor board⁶, adapts, scales, and expands projector connectivity. Save time with preactivated Geo Pro⁷ upgrade kits and use your existing Panasonic DLE Series lenses.

• Stable, Reliable, and Efficient Projection

Project sustainably with lasting picture quality. The energy-efficient optical engine and laser light source module conform to the IP5X Dust Protected (IEC 60529) standard⁸, while a filterless design reduces waste and enables maintenance-free operation for 20,000 hours⁹. Multi-Laser Drive Engine and Backup Input¹⁰ maintain image display in the event of trouble, securing a repeatable guest experience.

PT-RQ7 Series				
	PT-RQ7L	PT-RQ6L	PT-RZ7L	PT-RZ6L
Light Output	7,500 lm ¹¹	6,500 lm ¹¹	7,500 lm ¹¹	6,500 lm ¹¹
Resolution	4K (3840 x 2160 pixels) ¹		WUXGA (1920 x 1200 pixels)	



¹ PT-RQ7L/RQ6L only. Maximum physical resolution of 4K (3840 x 2160) with Quad Pixel Drive [ON]. ² PT-RQ7L/RQ6L only. Supports input signals up to 1080p. The display frame rate corresponds to the input signal frame rate. ³ PT-RQ7L/RQ6L only. Optional ET-SWR10 is used in conjunction with third-party devices (sold separately). Compatibility with third-party devices cannot be guaranteed. Other conditions apply. ⁴ Optional proprietary and third-party Intel® SDM standard SLOT-compatible function boards sold separately. Panasonic cannot guarantee the operation of third-party devices. ⁵ Scheduled for release CY2024 Q4. ⁶ Visit PASS to register your projector and download free Geometry Manager Pro software for Windows* (upgrade kits included). ⁷ The Dust Protected performance of this unit is not guaranteed to be free from damage or failure under all conditions (environment with conductive dust, etc.). Please use an enclosure in environments with smoke containing oil, salt, and moisture. ⁸ Around this time, the light output will have decreased by approximately 50 %. IEC602087: 2008 Broadcast Contents, [NORMAL] Mode, [PICTURE MODE] set to [DYNAMIC], Dynamic Contrast [2], temperature 30 °C (86 °F), elevation 700 m (2,297 ft) with 0.15 mg/m³ of airborne particulate matter. Panasonic recommends a checkup at the point of purchase after about 20,000 hours. Light-source lifetime may be reduced depending on environmental conditions. Replacement of parts other than the light source may be required in a shorter period. Estimated maintenance time varies depending on the environment. ⁹ Terminal assignment is fixed. Signals to primary and backup may be identical. ¹⁰ When ET-DLE170 is attached. Measurement, measuring conditions, and method of notation all comply with ISO/IEC 21118: 2020 international standards. Value is the average of all products when shipped. ¹¹ Input signals to the PT-RZ7L/RZ6L are converted to the projector's display resolution upon playback. YPbPr 4:2:0 format only for 4K/60p and 4K/50p signals input via DIGITAL LINK.

Specifications (Tentative)

Model	PT-RQ7L	PT-RQ6L	PT-RZ7L	PT-RZ6L
Projector type	1-Chip DLP™ projector			
DLP™ chip	Panel size	16.5 mm (0.65 in) diagonal (16:9 aspect ratio)		17.0 mm (0.67 in) diagonal (16:10 aspect ratio)
	Display method	DLP™ chip x 1, DLP™ projection system		
	Number of pixels	2,073,600 (1920 x 1080 pixels)		
Light source	Laser diodes			
Light output ^{1,2}	7,500 lm	6,500 lm	7,500 lm	6,500 lm
Time until light output declines to 50 % ³	20,000 hours (NORMAL/QUIET), 24,000 hours (ECO)			
Resolution	4K (3840 x 2160 pixels) (Quad Pixel Drive: ON)		WUXGA (1920 x 1200 pixels)	
Contrast ratio ²	15,000:1 (Full On/Full Off, Dynamic Contrast [3]) (TBD)			
Screen size (diagonal)	1.27–5.08 m (50–200 in) with ET-DLE055, 1.27–15.24 m (50–600 in) with ET-DLE060/ET-DLE085/ET-DLE105/ET-DLE150/ET-DLE170/ET-DLE250/ET-DLE350, 2.54–8.89 m (100–350 in) with ET-DLE035, 2.54–10.16 m (100–400 in) with ET-DLE020			
Center-to-corner zone ratio ²	90 %			
Lens	Optional (no lens included with this model)			
Lens shift (From the origin point of the lens mounter)	Vertical	+55 %, -18 % (with ET-DLE020/ET-DLE085/ET-DLE105/ET-DLE150/ET-DLE170/ET-DLE250/ET-DLE350/ET-DLE450), +44 %, -18 % (with ET-DLE060)		+50 %, -16 % (with ET-DLE020/ET-DLE085/ET-DLE105/ET-DLE150/ET-DLE170/ET-DLE250/ET-DLE350/ET-DLE450), +40 %, -16 % (with ET-DLE060)
	Horizontal ⁴	+30 %, -10 % (with ET-DLE150/ET-DLE170/ET-DLE250/ET-DLE350/ET-DLE450); +28 %, -10 % (with ET-DLE085/ET-DLE105); +19 %, -10 % (with ET-DLE060); +10 %, -20 % (with ET-DLE020)		
Keystone correction range	TBD			
Installation	Ceiling/floor, front/rear, free 360-degree installation			
Terminals	HDMI™ IN	HDMI™ x 2 (Deep Color, compatible with HDCP 2.3, 4K/60p signal input ⁵)		
	SERIAL IN	D-sub 9-pin (female) x 1 for external control (RS-232C compliant)		
	SERIAL OUT	D-sub 9-pin (male) x 1 for link control (RS-232C compliant)		
	REMOTE IN	M3 stereo mini-jack x 1 for wired remote control		
	REMOTE OUT	M3 stereo mini-jack x 1 for link control (for wired remote control)		
	DIGITAL LINK/LAN	RJ-45 x 1 for network and DIGITAL LINK connection (video/network/serial control) (HDBaseT™ compliant), 100Base-TX (Compatible with PLink™ [Class 2], Art-Net, HDCP 2.3, Deep Color, 4K/60p ⁶ signal input)		
	LAN	RJ-45 x 1 for network connection, PLink™ (Class 2) compatible, 10Base-T/100Base-TX, Art-Net compatible		
	USB	USB connector (Type A) x 1 for optional AJ-WM50 Series Wireless Module/USB memory (dual-use with DC OUT terminal)		
	DC OUT	USB Type A x 1 (for power supply, DC 5 V, 2 A)		
	Expansion slot	Open slot for function boards, Intel® SDM compatible		
Protocol versions	IPv4, IPv6 ⁷			
Power supply	AC 100–240 V, 50/60 Hz			
Maximum power consumption ⁸	720 W (7.3–3.3A) (730 VA) (TBD)	650 W (6.6–2.9A) (660 VA) (TBD)	690 W (7.0–3.2A) (700 VA) (TBD)	620 W (6.3–2.7 A) (630 VA) (TBD)
On-mode power consumption (Operating mode) ⁸	NORMAL	570 W (TBD)	500 W (TBD)	540 W (TBD)
	ECO	440 W (TBD)	370 W (TBD)	410 W (TBD)
	QUIET	435 W (TBD)	365 W (TBD)	405 W (TBD)
Cabinet materials	Molded plastic			
Operation noise ²	36 dB (NORMAL/ECO), 33 dB (QUIET) (TBD)	35 dB (NORMAL/ECO), 32 dB (QUIET) (TBD)	36 dB (NORMAL/ECO), 33 dB (QUIET) (TBD)	35 dB (NORMAL/ECO), 32 dB (QUIET) (TBD)
Dimensions (W x H x D)	Approx. 498 x 170 x 440 mm (19 19/32" x 6 11/16" x 17 5/16") (With legs at shortest position, excluding lens and protruding parts) (TBD)			
Weight ⁹	18.0 kg (39.7 lbs) or less (TBD)			
Operating environment	Operating temperature: 0–45 °C (32–113 °F) ¹⁰ , operating humidity: 10–80 % (no condensation)			
Applicable software	Multi Monitoring & Control Software, Projector Network Setup Software, Real-Time Tracking Projection-Mapping System ¹¹ , Geometry Manager Pro, Smart Projector Control for iOS/Android ¹²			
Control function via LAN	Crestron Connected™ V2, Crestron XIO Cloud™, Art-Net DMX, AMX™ DD, and PLink™ (Class 2)			

¹ Measurement, measuring conditions, and method of notation all comply with ISO/IEC 21118: 2020 international standards. Value is average of all products when shipped. ² When ET-DLE170 is attached. When [PICTURE MODE] is set to [DYNAMIC] and [LIGHT POWER] is set to [NORMAL]. ³ Around this time, light output will have decreased to approximately 50 % of its original level ([PICTURE MODE]: [DYNAMIC], [DYNAMIC CONTRAST] set to [2]). Estimated time until light output declines to 50 % varies depending on environment. ⁴ Cannot be used when ET-DLE035 is installed. ⁵ 4K signals are converted to WUXGA (1920 x 1200 pixels) only for the PT-RZ7L/RZ6L. ⁶ Supports YPbPr 4:2:0 format only for 4K/60p and 4K/50p signals input via DIGITAL LINK. ⁷ Optional AJ-WM50 Series Wireless Module is not compatible with IPv6. ⁸ Measurement, measuring conditions, and method of notation all comply with ISO/IEC 21118: 2020 international standards. On-mode power consumption measured at 25 °C (77 °F) operating temperature at an altitude of 700 m (2,297 ft). ⁹ Average value. May differ depending on the actual unit. ¹⁰ When the optional AJ-WM50 Series wireless module is attached, the operating temperature range becomes 0–40 °C (32–104 °F). Note that the projector cannot be used at altitudes 2,700 m (8,858 ft) or higher above sea level. In the following operating environments, light output may be reduced to protect the projector: when the projector is used at altitudes below 700 m (2,297 ft) and ambient temperature is 38 °C (100 °F) or higher; when the projector is used at altitudes between 700 m (2,297 ft) and 1,400 m (4,593 ft) exclusive and ambient temperature is 36 °C (97 °F) or higher; when the projector is used at altitudes between 1,400 m (4,593 ft) and 2,100 m (6,890 ft) exclusive and ambient temperature is 34 °C (93 °F) or higher; and when the projector is used at altitudes between 2,100 m (6,890 ft) and 2,700 m (8,858 ft) exclusive and ambient temperature is 32 °C (90 °F) or higher. ¹¹ PT-RQ7L/RQ6L only.

Optional Lens

		Throw Ratio	
		RQ7L/RQ6L ¹	RZ7L/RZ6L ²
Fixed-Focus Lens	ET-DLE035	0.378:1	0.380:1
	ET-DLE055	0.782:1	0.785:1
Zoom Lens	ET-DLE020	0.279–0.297:1	0.280–0.299:1
	ET-DLE060	0.597–0.797:1	0.600–0.801:1
	ET-DLE085	0.779–0.972:1	0.782–0.977:1
	ET-DLE105	0.973–1.32:1	0.978–1.32:1
	ET-DLE150	1.29–1.88:1	1.30–1.89:1
	ET-DLE170	1.71–2.40:1	1.71–2.41:1
	ET-DLE250	2.26–3.60:1	2.27–3.62:1
	ET-DLE350	3.56–5.42:1	3.58–5.45:1
ET-DLE450	5.33–8.53:1	5.36–8.58:1	

¹ When the image aspect ratio is 16:9. ² When the image aspect ratio is 16:10.

Optional Accessories

- **Ceiling Mount Bracket**
ET-PKD130H (6-axis, for high ceiling)
ET-PKD120H (for high ceiling)
ET-PKD120S (for low ceiling)
Note: Use ET-PKD120H, ET-PKD120S, and ET-PKD130H in combination with the optional ET-PKD130B (sold separately). ET-PKD130H is recommended when used with ET-DLE035 or ET-DLE020.
- **Attachment for Ceiling Mount Bracket**
ET-PKD130B
- **Media Processors**
Box-type: ET-FMP50/ET-FMP20
Note: Available from CY2024 Q2.
Function board-type: ET-SBFMP10
Note: ET-SBFMP10 is estimated for release in CY2024 Q4. Compatible with Intel® SDM standard SLOT.
- **Function Boards**
12G-SDI Optical Function Board
TY-SB01FB
12G-SDI Terminal Board
TY-SB01QS
Wireless Presentation System Receiver Board
TY-SB01VWP
Note: Function boards are compatible with Intel® SDM standard SLOT.
- **Wireless Module**
AJ-WM50 Series
Note: Product availability may vary by country or region. The model number suffix is omitted. Operating temperature: 0–40 °C (32–104 °F).
- **DIGITAL LINK Switcher**
ET-YFB200C
Note: ET-YFB200C is incompatible with 4K signals.
- **Wireless Presentation System PressIT**
TY-WPS1 (Basic set)
Note: Availability may vary by country or region. Visit <https://panasonic.net/cns/prodisplays/pressit> for more information.
- **Real-Time Tracking Projection-Mapping System**
ET-SWR10
Note: For PT-RQ7L/RQ6L only. Availability may vary by country or region. Visit <https://panasonic.net/cns/projector/products/swr10> for more information.

ET-FMP50 Series Media Processors

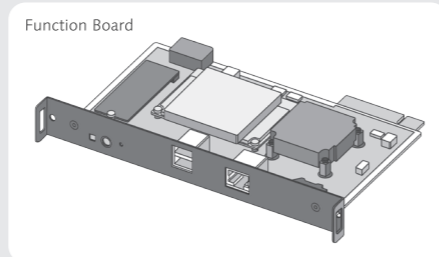
ET-FMP50/FMP20 AVAILABLE CY2024 Q2
ET-SBFMP10 AVAILABLE CY2024 Q4

Note: Product availability and release date may vary by country or region.

Media Processors Redefine Multi-Projection Workflows for Immersive Experiences



ET-FMP50/FMP20



ET-SBFMP10

Note: Product appearance is tentative and subject to change.

Streamlined Workflow to Simplify Every Step

ET-FMP50 Series is designed exclusively for multi-projection applications and features manual or automatic camera-based¹ warping and blending adjustment and media playback functions. Comprising two compact box-type models and an Intel® SDM standard SLOT-compatible function board, it streamlines multi-projection workflows with user-friendly features while enhancing reliability within a Panasonic projection ecosystem. Following a future update, the FMP50 Series will be compatible with Multi Monitoring & Control Software² to enable remote status checks³. It will also be possible to automate content playback to a set schedule³, ultimately enhancing workflow efficiency.

Precision Adjustment for Uncompromising Quality

Leveraging NIKON® cameras¹ for automated yet highly precise pixel-based blending and black-level adjustment on flat or curved screens, the ET-FMP50 Series ensures outstanding image quality comparable to the projector's built-in functions, all without the need for a license. This pixel-level precision minimally impacts image quality, faithfully reproducing intricate details and showcasing the creator's work. Sophisticated free-shape and line-masking capabilities make it easy to add immersive special effects.

Smooth and Continuous 4K Playback

The Linux-based ET-FMP50 Series offers stutter-free 4K playback with storage options up to 4 TB. Decoding H.264 and H.265 formats and supporting the HAP codec⁴ for efficient decompression, the series plays high-quality 4K video at speeds up to 300 Mbps. NDI®-compatible LAN enables cost-effective 4K signal transmission.

ET-FMP50 Series		
	ET-FMP50	ET-FMP20
Type	Box-type	Function board-type
IP Streaming	Compatible with NDI®	
Max. Video Output Resolution	3840 x 2160/60p x 1 or 1920 x 1080/60p x 4 ⁵	3840 x 2160/60p x 1
Codecs	HAP ⁴ , H.264, H.265	H.264, H.265
Storage	4 TB	512 GB ⁶



¹ Compatible cameras (sold separately) comprise NIKON® D5200/D5300/D5500/D5600/D7500/Z50. ² Download free Multi Monitoring & Control Software for Windows® from our global projector website. ³ Functionality will be enabled with a future firmware update. ⁴ ET-FMP50 only. Available from CY2024 Q4. ⁵ When four HDMI™ outputs are used simultaneously. ⁶ Approximately 30 GB of the total storage space is allocated for system usage and is unavailable to the user.

Specifications (Tentative)

Model	ET-FMP50	ET-FMP20	ET-SBFMP10
Type	Box-type		Function board-type
Terminals	LAN RJ-45 x 1 for network connection, 10Base-T/100Base-TX, 1000Base-T, NDI® compatible, Art-Net compatible		
	HDMI™ OUT 1/2/3/4	HDMI™ x 4, Audio signal: Linear PCM (Sampling frequency: 48 kHz/44.1 kHz)	—
	Audio OUT	3.5 mm stereo mini-jack	—
	USB	USB 3.0 (Type A) x 2	—
Video format	HAP ¹ / H.264, 8-bit, 3840 x 2160 pixels, 60p, YPbPr 4:2:0, 300 Mbps / H.265, 8-bit, 4096 x 4096 pixels, 60p, YPbPr 4:2:0, 300 Mbps	H.264, 8-bit, 3840 x 2160 pixels, 60p, YPbPr 4:2:0, 300 Mbps / H.265, 8-bit, 4096 x 4096 pixels, 60p, YPbPr 4:2:0, 300 Mbps	—
Max. video output resolution	3840 x 2160/60p x 1 or 1920 x 1080/60p x 4 ²		3840 x 2160/60p
Audio format	AAC-LC, 16-bit, stereo		
Storage	4 TB	512 GB ³	—
Operating system	Linux		
Power supply	(TBD)		
Maximum power consumption	(TBD)		
Dimensions (W x H x D)	Approx. 210 mm x 44 mm x 295 mm (8 1/4" x 1 23/32" x 11 5/8") (Excluding feet)		Approx. 195 mm x 25 mm x 123.2 mm (7 3/4" x 63/64" x 4 7/8") (TBD)
Weight	Approx. 2.0 kg (4.41 lbs) (Excluding AC adapter and cord) (TBD)		Approx. 0.23 kg (0.51 lbs) (TBD)
Operating environment	Operating temperature: 0–40 °C (32–104 °F), operating humidity: 10–80 % (no condensation)		

¹ ET-FMP50 only. Available from CY2024 Q4. ² When four HDMI™ outputs are used simultaneously. ³ Approximately 30 GB of the total storage space is allocated for system usage and is unavailable to the user.

Projectors Compatible with ET-SBFMP10

• PT-RQ25K Series • PT-RZ14K • PT-REQ15 (available CY2024 Q2) • PT-REZ15 (available CY2024 Q2) • PT-REQ12 Series • PT-REZ12 Series • PT-RQ7 Series (available CY2024 Q3)

Optional Accessories

ET-PKFMJ2

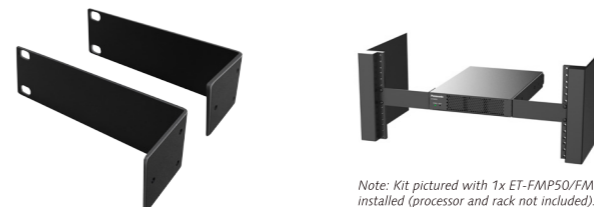
Rack-Mount Kit for 2x ET-FMP50/FMP20



Note: Kit pictured with 2x ET-FMP50/FMP20 installed (processors and rack not included).

ET-PKFMJ1

Rack-Mount Kit for 1x ET-FMP50/FMP20



Note: Kit pictured with 1x ET-FMP50/FMP20 installed (processor and rack not included).

Note: Product appearance is tentative and subject to change.




Reference example showing installation on trusses.

Remotely Managed Service (RMS) Unites Stakeholders in the Cloud to Secure Repeatable Entertainment Experiences



■ Main Features



01 | Image Adjustment Service

Maintain the quality of blended or stacked images with Image Adjustment Service¹. When paired with a camera², it automatically scans and corrects alignment abnormalities to a set schedule. The service minimizes callouts, providing a hassle-free solution for maintaining an optimal and repeatable visual experience in immersive environments.



02 | Monitoring Service

Monitoring Service enables remote system and device checks via PC or mobile browser¹, uploading data to the cloud and constructing device profiles for preventative maintenance. An alert system warns the operator if trouble occurs or is likely to occur, minimizing downtime, simplifying troubleshooting, and reducing the chance of interruptions.



03 | Brightness Maintenance Service

Leveraging device history from the cloud-based Remote Maintenance Platform and brightness values measured by the projector, Brightness Maintenance Service¹ designs a plan that balances the user's brightness requirements with their preferred maintenance timing, aligning servicing with other units in the fleet to reduce downtime and callout frequency.

Secure Your System and Prevent Downtime

Monitoring Service¹ allows approved stakeholders to confirm the status of any connected projector or perform global system checks anywhere, anytime via PC or mobile web browser. The cloud-based solution enables data retrieval from any projector on the network and includes an email alert system so that site managers can respond swiftly to potential issues.

Consistently Repeatable Image Quality

Image Adjustment Service¹ maintains blended or stacked images, using a camera² to detect alignment issues and performing adjustments automatically to set schedule. It builds an adjustment database in the cloud to streamline the process. The service is particularly useful in immersive environments, where the repeatability of visual experiences is a top priority.

Maintenance Plans to Sustain Your Fleet

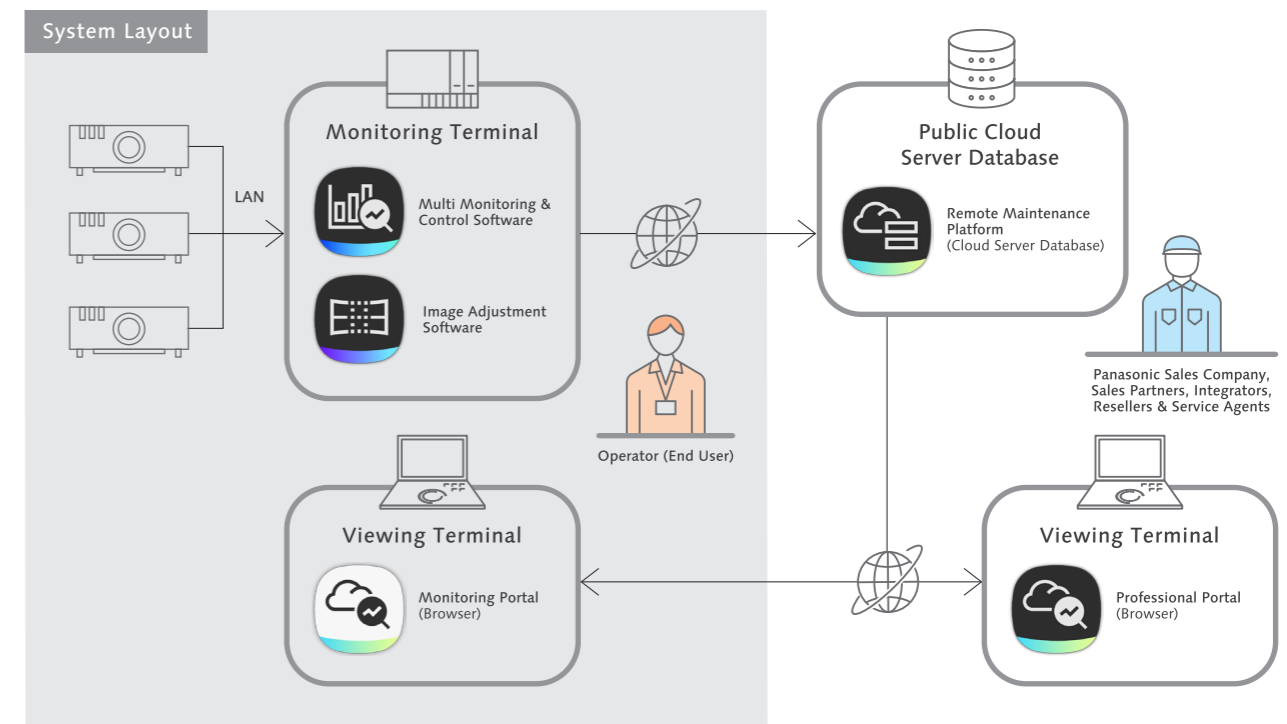
Brightness Maintenance Service¹ tailors proactive plans based on the environment, projector, and usage patterns. Leveraging device history and actual image brightness, Brightness Maintenance Service¹ proposes a maintenance schedule that balances the operator's brightness requirements with their preferred maintenance timing, aligned so that multiple units can be serviced at the same time.

Swift Support to Almost Any Location

Users can elect to have their system monitored by Panasonic's Central Monitoring Center¹ and request a phone call¹ from a Panasonic representative in the event of trouble. Other stakeholders, such as system integrators, service agents, or sales reps, can access RMS to expedite support on or off the site. RMS supports device connection via LAN or mobile networks, extending support to temporary or outdoor events.

¹ Requires installation of appropriate software for Windows® PC. Service availability may depend on the country or region, and some services or service functions may require a paid license. Contact a Panasonic sales representative in your region for more information. ² Compatible cameras comprise IDS GV-5890CP-C-HQ (LM3/C10M/LM5/C10M/LM8/C10M/LM12/C10M) or Nikon D5200/D5300/D5500/D5600/D7500. Cameras are sold separately.

Service Delivery Overview



Panasonic CONNECT



For more information about Panasonic Visual Solutions

<https://eu.connect.panasonic.com/gb/en/product-groups/visual-system-solutions-projectors>

- <https://www.facebook.com/PanasonicVisualSolutionsEU>
- <https://www.instagram.com/panasonicvisual>
- <https://www.linkedin.com/company/panasonic-connect-europe>
- <https://www.youtube.com/user/PanasonicBusiness>

Panasonic Connect Europe GmbH
Hagenauer Strasse 43
65203 Wiesbaden, Germany



Weights and dimensions shown are approximate. Specifications and appearance are subject to change without notice. Availability of products and accessories may vary by country or region. Products may be subject to export control regulations. DLP, DLP logo and DLP Medallion logo are trademarks or registered trademarks of Texas Instruments. The terms HDMI, HDMI High-Definition Multimedia Interface, HDMI Trade Dress and the HDMI Logos are trademarks or registered trademarks of HDMI Licensing Administrator, Inc. Trademark PLink is a trademark applied for trademark rights in Japan, the United States of America and other countries and areas. Windows® is either a registered trademark or trademark of Microsoft Corporation in the United States and/or other countries. Android is a trademark or registered trademark of Google LLC. IOS is a trademark or registered trademark of Cisco in the U.S. and other countries and is used under license. DisplayPort® is a trademark owned by the Video Electronics Standards Association (VESA®) in the United States and other countries. Intel® is a registered trademark or trademark of Intel Corporation, registered in the U.S. and other countries and regions. NDI® is a registered trademark of NewTek, Inc. All Nikon trademarks are trademarks of Nikon Corporation. SOLID SHINE and PressIT are trademarks of Panasonic Holdings Corporation. All other trademarks are the property of their respective trademark owners. © Panasonic Connect Co., Ltd. 2024. All rights reserved.

All information included here is valid as of January 2024.