



4K/12G-SDI compatible, compact Live Switcher.

AV-UHS500

The 4K Live Switcher is easy to use in a variety of applications, such as event staging, broadcast at stations and OB vans, lectures at universities, conference halls and so on, demonstrating incredible performance in live video production on the field.

Key Features


Versatile 12G-SDI/3G-SDI/HDMI interface support


UHD/HD multi-format support Expanded functions with two optional unit slots


Standard number of inputs/outputs: 8 inputs / 7 outputs


Maximum number of inputs/outputs (with optional boards): Maximum 16 inputs/Maximum 15 outputs

Five keys for excellent image effects

 Product Image : AV-
UHS500

 Product Image : AV-
UHS500

 Product Image : AV-
UHS500

 Product Image : AV-
UHS500

AV-UHS500

<https://ap.connect.panasonic.com/sg/en/products/broadcast-proav/av-uhs500>

Power Supply	AC 100 V to 240 V, 50 Hz/60 Hz
Current Consumption	1.5 A
Ambient Operating Temperature	0°C to 40°C (32°F to 104°F)
Ambient Operating Humidity	10% to 90% (no condensation)
Storage Temperature	0°C to 40°C (32°F to 104°F)
Storage Humidity	10% to 90% (no condensation)
Weight	Approx. 7 kg (Approx.15.4 lb)
Dimensions (W×H×D)	440 mm x 170 mm x 360 mm (17-5/16 inches x 6-11/16 inches x 14-3/16 inches)(excluding protrusions)
Signal Formats	2160/59.94p, 50p, 29.97p*1, 25p*1, 24p*1, 23.98p*1, 1080/59.94p, 50p, 29.97PsF, 25PsF, 24PsF, 23.98PsF, 59.94i, 50i, 720/59.94p, 50p
Signal Processing	R: G B 4: 4: 8 bit / 4: 2: 2 10 bit (Only for HDMI) Y: CB: CR 4: 2: 2 10 bit
ME Number	1 ME
REF Terminal	In Genlock mode: Black burst or Tri-level Sync input signals (with loop-through) • Loop-through output is performed in external sync mode. • If loop-through output is not going to be used, provide a 75 Ω termination. • Connectors : BNC x 2 • Same field frequencies as those of the system formats supported. • With the 24.00p format, Black Burst input signal is not supported. • With the 1080/23.98PsF format, black burst with 10 Field ID (SMPTE318M standard met) or Trilevel Sync signals supported. • BB signals are output from two connectors in the internal sync mode.
Video Delay Time	1 line (H): When the frame synchronizer setting is [Off] and neither the up-converter nor the down-converter is operating 1 frame (F): When the frame synchronizer setting is [On] and the up-converter and down-converter are operating • When the signals have passed through PinP, DVE, multi view, down-converter or HDMI IN, a maximum delay of 1 frame is applied in each case
LAN Terminal	Compatible with 1000BASE-TX and AUTO-MDIX (For IP control) • Connecting cable: LAN cable (CAT5E), max. 100 m (328 ft), STP (Shielded Twisted Pair) cable recommended • Connectors : RJ-45
Tally/GPI	INPUT: 8 inputs general-purpose, photocoupler sensing OUTPUT: 19 outputs; selected from R/G tally, general-purpose ALARM: 1 output, open collector output (negative logic)
Footnote	*1: Support is planned with a firmware update in spring 2020.